



# MICROMAXX™

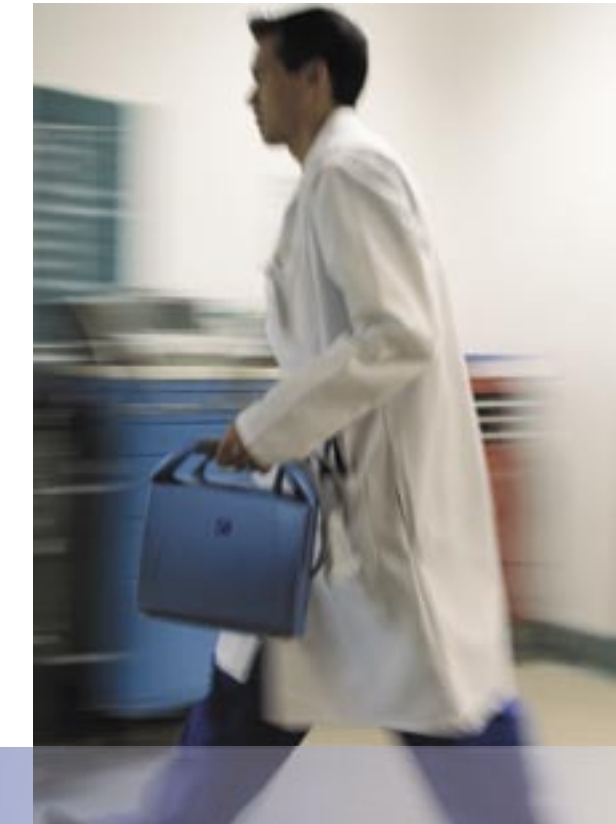
The SonoSite® MicroMaxx™ system—the next generation of hand-carried ultrasound—truly represents the crossover point between hand-carried and cart-based systems. Similar in size and appearance to a laptop computer and weighing under eight pounds, the MicroMaxx system produces high-resolution image quality at a fraction of the cost of cart-based systems—and even comes with a five-year warranty on the system and most transducers.

*MicroMaxx goes anywhere you need it.* From busy offices and city hospitals to critical-care situations where seconds count, the SonoSite MicroMaxx system boots up quickly, from “off” to scanning in under 20 seconds. This easily carried device gets medical professionals into—and out of—tight spaces fast.




### *Embedded software means solid reliability.*

The MicroMaxx™ system software is hard-wired and purpose-built for faster boot-up times, faster digital image processing and the ability to run for a long time. Power is efficiently used, extending battery life for use wherever needed.

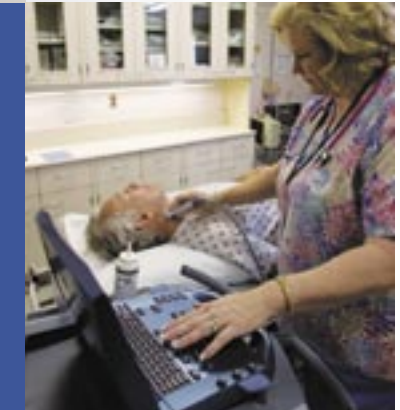


*Chip Fusion™ Technology.* SonoSite's proprietary Chip Fusion Technology enables advanced, cart-based image resolution in a hand-carried unit by integrating digital signal processing and multiple ultrasound functions into a custom ASIC microchip. The result: unprecedented performance without the size, weight and cost of conventional systems.



*Big-machine performance in a hand-carried unit.* MicroMaxx's purpose-built software and proprietary ASIC design yield high-quality images with speed and reliability while efficiently operating on either AC or battery power.

*Durability.* SonoSite products and technology deliver proven reliability and durability in conventional medical settings as well as some far more challenging environments, such as supporting rescue operations following natural disasters. Extensive quality controls such as drop testing ensure that SonoSite products continue to set the industry standard for both reliability and durability.



*Clinical utility.* The MicroMaxx system comes with a wide range of transducers for multiple clinical applications. With MicroMaxx, SonoSite is extending the capabilities of hand-carried systems by adding high-performance features such as high-frequency linear and multi-plane transesophageal imaging.

The MicroMaxx system also includes SonoCalc™ IMT, proprietary edge-detection software that enables clinicians to quickly and easily measure intima-media thickness of the carotid artery for assessment of arterial wall disease progression and cardiovascular risk.



*From “off” to scanning in under 20 seconds.* This is vitally important in many medical situations where seconds really do count—whether getting crucial diagnostic information in an emergency or making the best use of time in a hectic daily schedule.

